

◆How to Play Lunarcraft

1. Let's explore the lunar world !

Thank you for your interest in Lunarcraft - the JAXA Minecraft moon world.
The Lunarcraft design is based on observation data. You can make new discoveries just by moving around inside. The Lunarcraft's area of operation is as large as 2 square kilometers. Let's go and take a look.

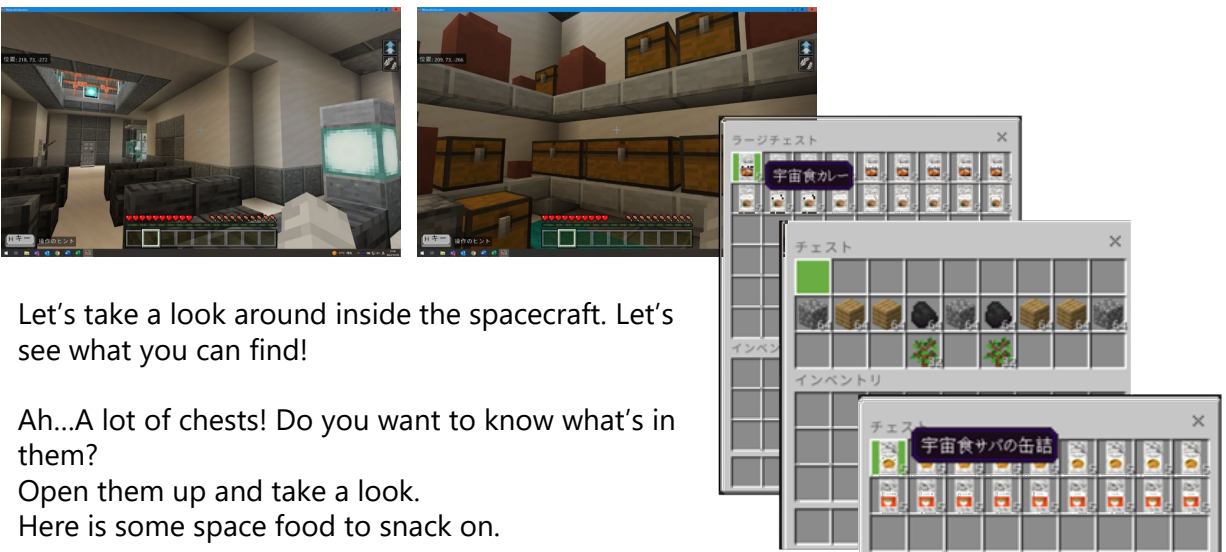
Click on the Welcome window in the center of the screen



All aboard! You are now leaving the Earth for the Moon!



You are now on the lunar surface.



Let's take a look around inside the spacecraft. Let's see what you can find!

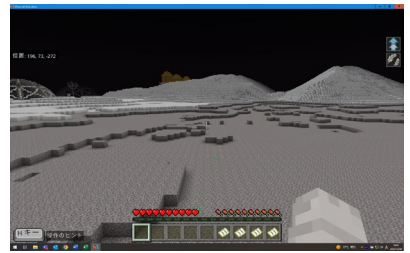
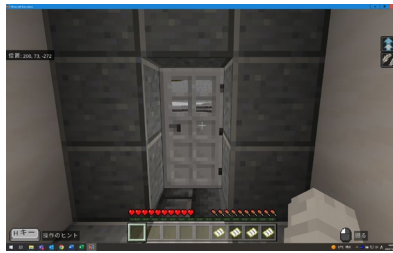
Ah...A lot of chests! Do you want to know what's in them?

Open them up and take a look.

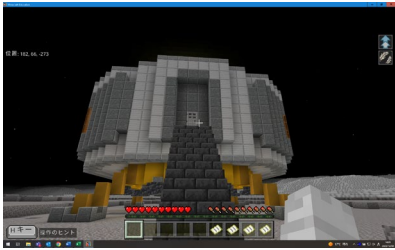
Here is some space food to snack on.



Here's a map! It will guide you outside the spacecraft.



You have left your spacecraft and are on your way to the moon farm and moon base.



What does the farm produce?

There's the entrance, so you can go in and find out.

There's something in the distance...



The lander and rover, unattended... Do they still function?

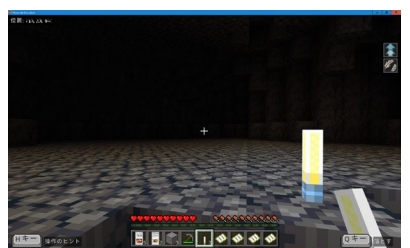
Right click on the rover to go for a ride!



You may want to look at a map to help you navigate.

SLIM

Type `"/wb"` in the command line at the bottom of the screen to start digging with Minecraft Education Edition for the first time.



Enjoy explorations!

Illuminate the LED to help see in the dark.